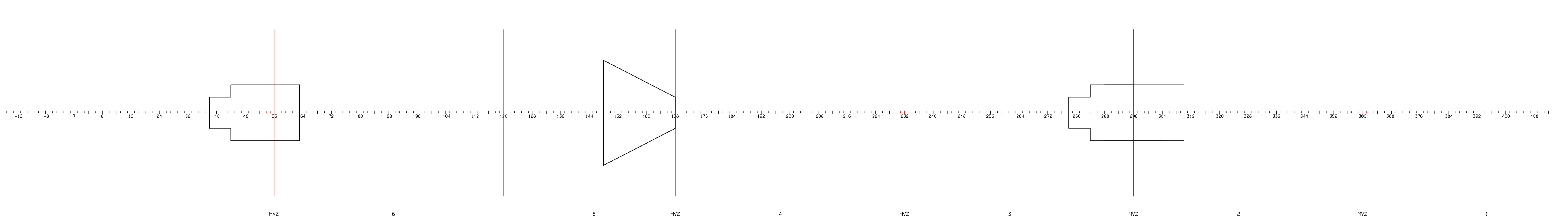
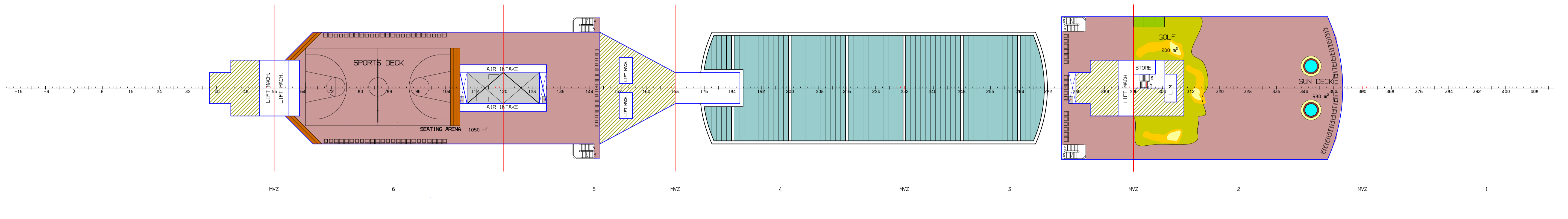


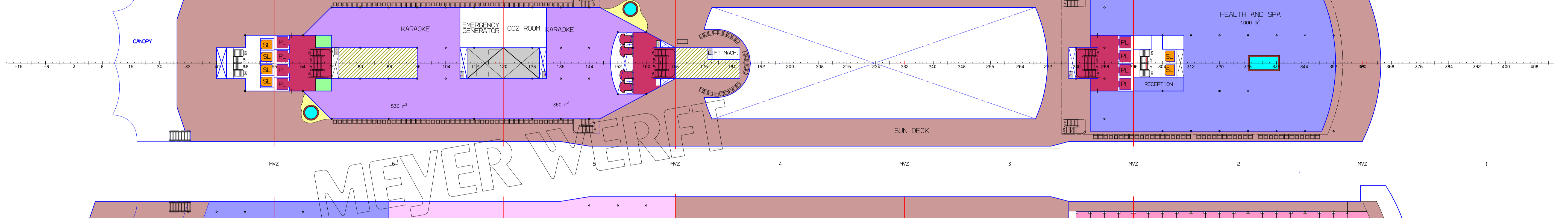
DECK 17	43000
DECK 16	42000
DECK 15	43400
DECK 14	40400
DECK 13	37200
DECK 12	34400
DECK 11	31700
DECK 10	29000
DECK 09	26300
DECK 08	23600
DECK 07	19900
DECK 06	16700
DECK 05	13500
DECK 04	10700
DECK 03	7800 / 7900
DECK 02	5100
DECK 01	1650 / 2400



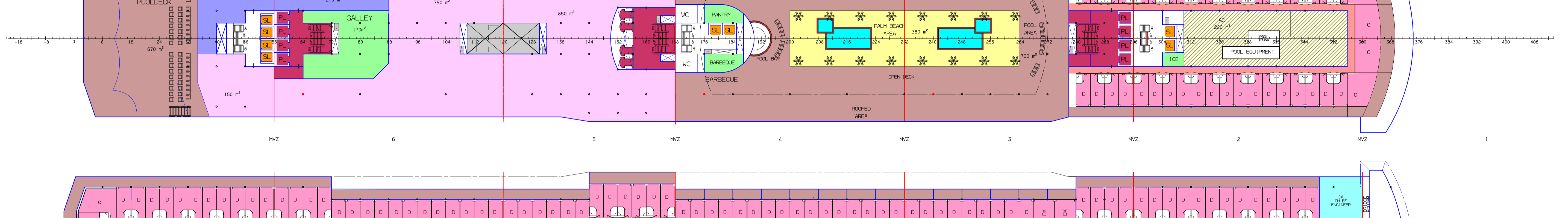
Deck 16
46200



Deck 15
43400

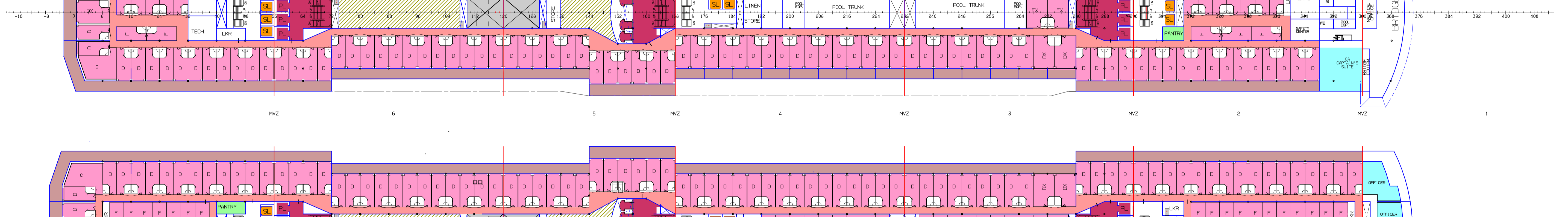


Deck 14
40400



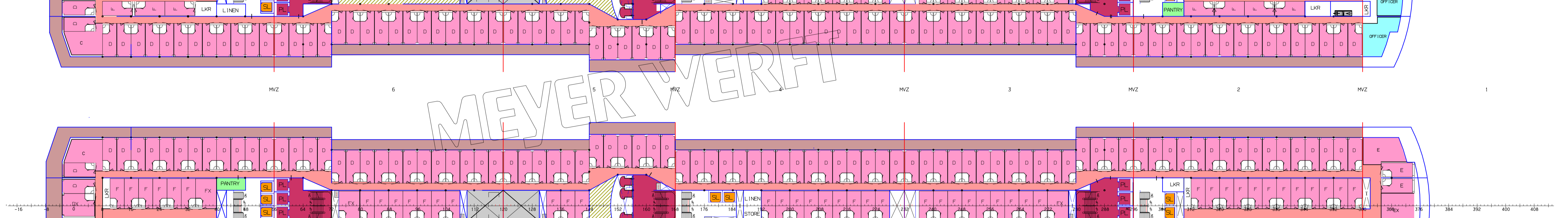
Deck 13
37200

NUMBER OF CABINS	
NAME	NUMBER
C SUITE	14
D STD BALCONY	929
E STD WINDOW ACCESSIBLE	99
F STD WINDOW	4
G STANDBY INSIDE	147
H STANDBY INSIDE ACC.	7
TOTAL PASSENGER CABINS	1215



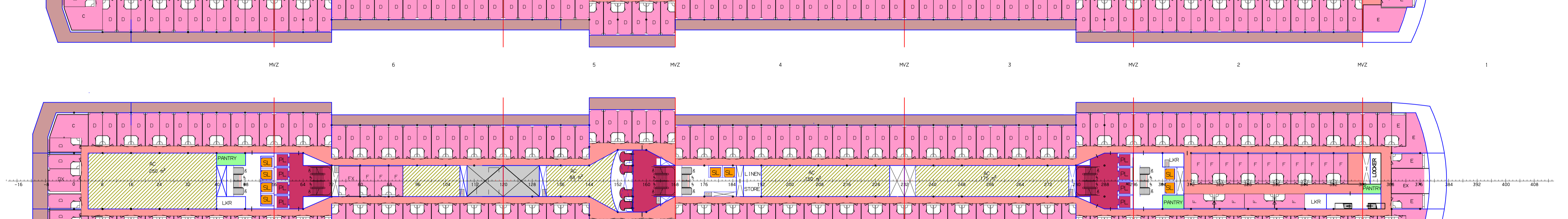
Deck 12
34400

NUMBER OF CABINS	
NAME	NUMBER
C SUITE	14
D STD BALCONY	929
E STD WINDOW ACCESSIBLE	99
F STD WINDOW	4
G STANDBY INSIDE	147
H STANDBY INSIDE ACC.	7
TOTAL PASSENGER CABINS	1215



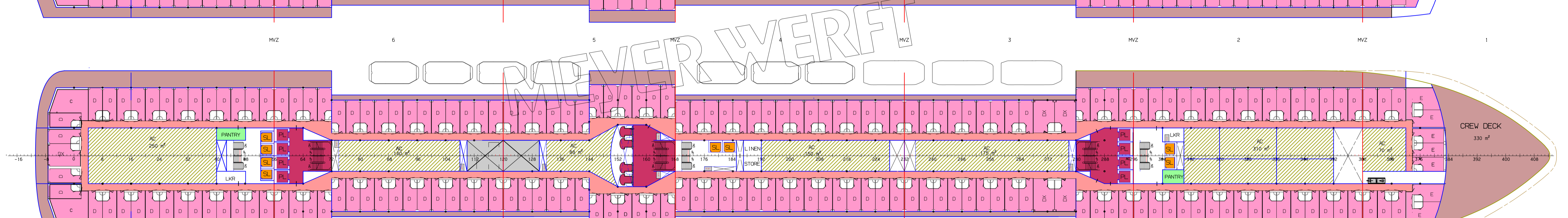
Deck 11
31700

NUMBER OF CABINS	
NAME	NUMBER
C SUITE	14
D STD BALCONY	929
E STD WINDOW ACCESSIBLE	99
F STD WINDOW	4
G STANDBY INSIDE	147
H STANDBY INSIDE ACC.	7
TOTAL PASSENGER CABINS	1215



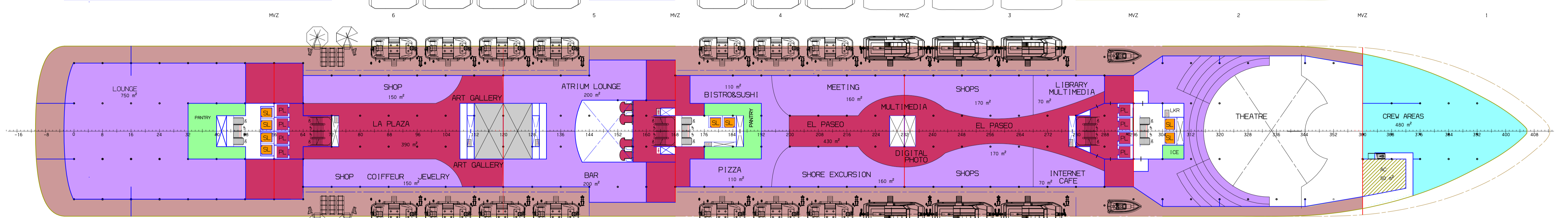
Deck 10
29000

NUMBER OF CABINS	
NAME	NUMBER
C SUITE	14
D STD BALCONY	929
E STD WINDOW ACCESSIBLE	99
F STD WINDOW	4
G STANDBY INSIDE	147
H STANDBY INSIDE ACC.	7
TOTAL PASSENGER CABINS	1215



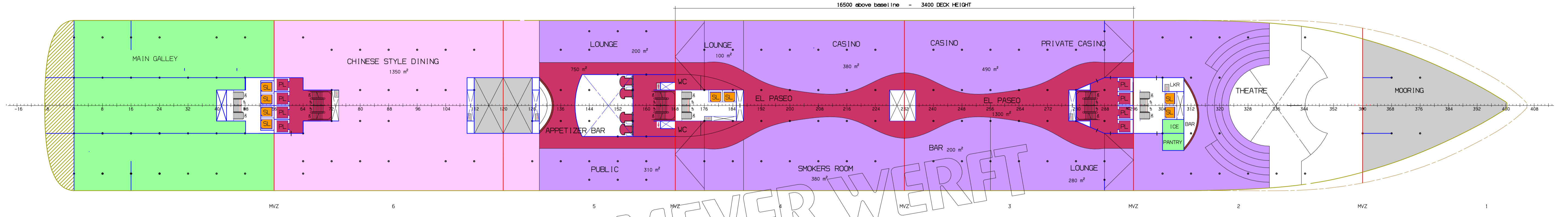
Deck 09
26300

NUMBER OF CABINS	
NAME	NUMBER
C SUITE	14
D STD BALCONY	929
E STD WINDOW ACCESSIBLE	99
F STD WINDOW	4
G STANDBY INSIDE	147
H STANDBY INSIDE ACC.	7
TOTAL PASSENGER CABINS	1215

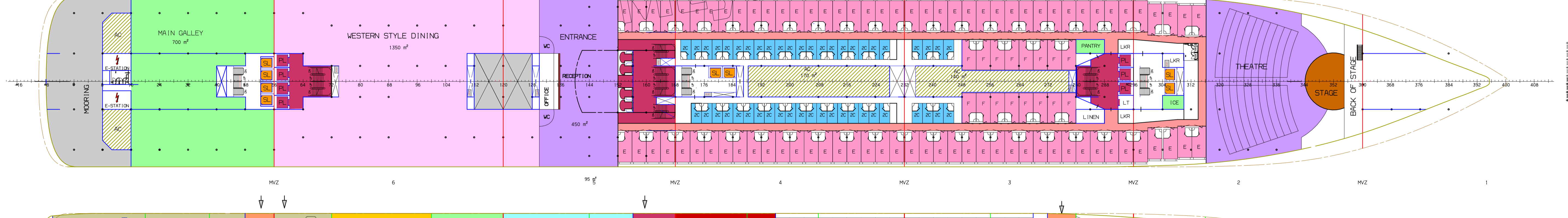


Deck 08
23600

NUMBER OF CABINS	
NAME	NUMBER
C SUITE	14
D STD BALCONY	929
E STD WINDOW ACCESSIBLE	99
F STD WINDOW	4
G STANDBY INSIDE	147
H STANDBY INSIDE ACC.	7
TOTAL PASSENGER CABINS	1215



Deck 07
19900



Deck 06
16700



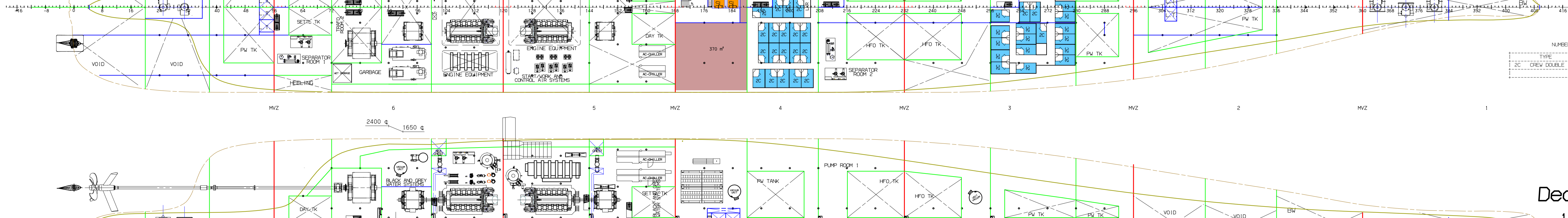
Deck 05
13500

NUMBER OF CABINS	
NAME	NUMBER
C SUITE	14
D STD BALCONY	929
E STD WINDOW ACCESSIBLE	99
F STD WINDOW	4
G STANDBY INSIDE	147
H STANDBY INSIDE ACC.	7
TOTAL PASSENGER CABINS	1215



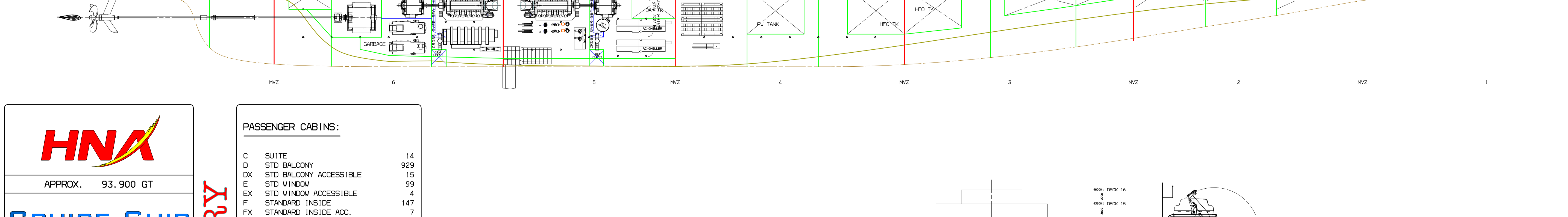
Deck 04
10700

NUMBER OF CABINS	
NAME	NUMBER
C SUITE	14
D STD BALCONY	929
E STD WINDOW ACCESSIBLE	99
F STD WINDOW	4
G STANDBY INSIDE	147
H STANDBY INSIDE ACC.	7
TOTAL PASSENGER CABINS	1215



Deck 03
7800 / 7900

NUMBER OF CABINS	
NAME	NUMBER
C SUITE	14
D STD BALCONY	929
E STD WINDOW ACCESSIBLE	99
F STD WINDOW	4
G STANDBY INSIDE	147
H STANDBY INSIDE ACC.	7
TOTAL PASSENGER CABINS	1215



Deck 02
5100



Deck 01
1650 / 2400

CRUISE SHIP

APPROX. 93.900 GT

MAIN DIMENSIONS:

LENGTH OVER ALL: APPROX. 254,00 M
 LENGTH BETW. PERP.: 273,90 M
 BREADTH MOULDED: 33,00 M
 HEIGHT BULKHEAD DECK: 10,70 M
 DESIGN DRAFT APPROX.: 8,30 M

MEYER WERFT
NEUBUILDING PROJECT 9476-A1

SCALE: 1:400
DATE: 07.10.2014

PRELIMINARY

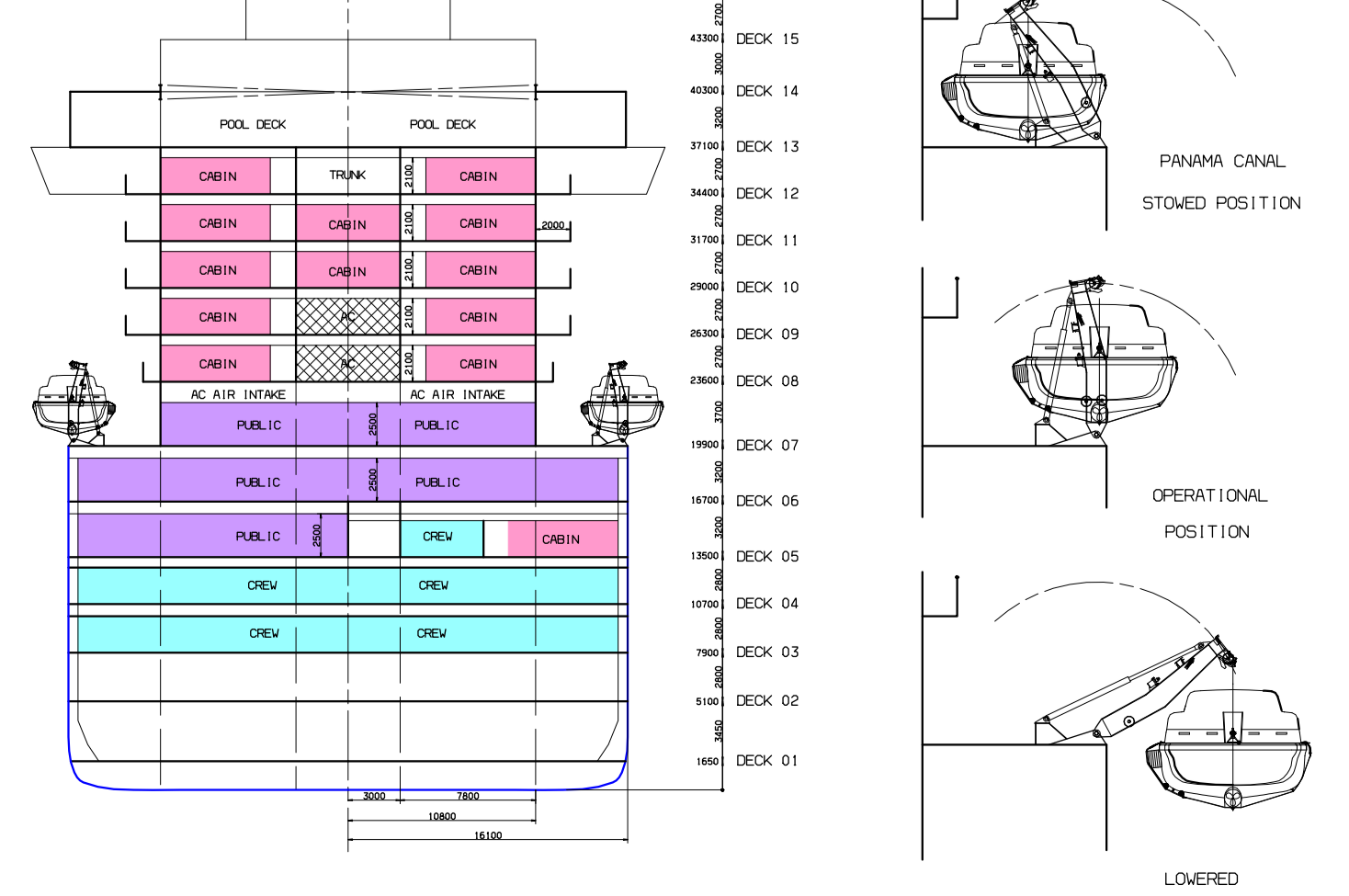
PASSENGER CABINS:

C SUITE: 14
 D STD BALCONY: 929
 E STD WINDOW ACCESSIBLE: 99
 F STD WINDOW: 4
 G STANDBY INSIDE: 147
 H STANDBY INSIDE ACC.: 7
TOTAL PASSENGER CABINS: 1215

CREW CABINS:

CA CAPTAIN CLASS: 2
 COF SENIOR OFFICER: 4
 OFF OFFICER SINGLE: 60
 OFF OFFICER DOUBLE: 34
 PC CREW DOUBLE: 452
 PC CREW SINGLE: 100
TOTAL CREW CABINS: 552
TOTAL CREW BERTH: 1004

Copying of this document, and signing of the same, are the use and communication of the same, without the written consent of the author. Offenders are liable to the payment of damages. All rights are reserved in the event of the grant of a patent or the registration of a utility or design.



P08901-A7
Date: 05.03.2007